

FEATURES TO KEEP YOU MOVING FORWARD

DKS Traffic Control products have been developed and continually evolved to address the obstacles and events most often seen in public or private parking lots and garages. Quick, secure, and safe entry and exit are critical in maintaining profitable and hassle-free parking, and DKS products direct and control traffic flow without impeding the functionality of the space.

The DKS Traffic Control product line covers both single-lane properties and wide entry and

exit points up to 27', with access options for low and high security. Lighted Signal Arms provide wayfinding for drivers while Breakaway Arms snap back into place in the event of a barrier runner - saving the time and cost of replacing the arm. For more secure locations our customers choose the Surface Mount Lane Barrier or Spring Loaded Auto Spikes for greater control without trenching. Lane breach deterrence is best achieved with mechanically-linked Surface Mount Auto Spikes, or the Steel Rotating Lane Barrier provide a more formidable perimeter, complete with required warning signs and signal lights. The optional Backup Battery means no property will be out of commission in the event of a power outage.

A host of experience-born features ensure DKS products serve all types of locations, from industrial and commercial properties, gated communities, residence halls and apartment complexes, retail parking, rental car garages, self storage facilities, schools, government agencies and more. The DKS Pedestrian Protection System reduces liability by watching out for people in the path of the arm while the Reversible Edge Vehicle Awareness Sensor prevents damage when vehicles haven't cleared the flow point. Mountable on the left or right, DKS Traffic control products also offer Back Up Detection, Perimeter Access Management to sequence with Swing and Slide Gate Operators, and of course, Gate Tracker Reporting to know about the who, where, when of traffic traveling in and out of the property.

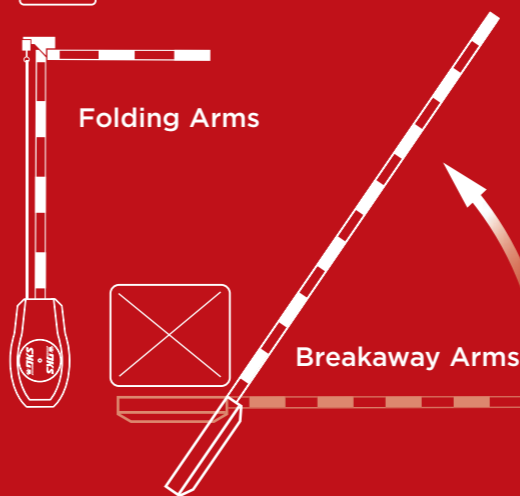


PROTECTION WITHOUT SACRIFICING SECURITY

The Pedestrian Protection System reverses the barrier arm if a person is detected and lowers the barrier arm if an unauthorized vehicle enters, preventing injuries and vehicle barrier breaches.




Lengths up to 27 Ft Arm



BUILT TO FIT REAL-WORLD APPLICATIONS

Arm options for single and wide lanes up to 27', folding arms for low overhead, and even breakaway arms that snap back into place after impact all address the everyday needs of most facilities.



GEARED FOR A LONG LIFE CYCLE

While many competitors cause wear and tear on the gear by pivoting on the same few gear teeth over and over, our internal gearbox is uniquely designed to use the full gear ratio, increasing longevity and efficiency.

RELIABILITY & PROTECTION FOR VEHICLES & PEDESTRIANS



**FEATURES TO SUPPORT
THE INTEGRITY OF
PARKING FACILITIES AND
IMPROVE TRAFFIC FLOW**

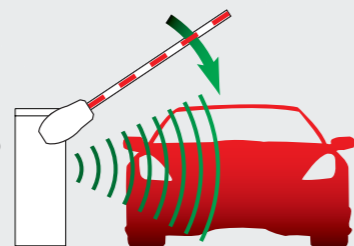


It's aware — even when they're not.

In today's busy world, people often forget to pay attention to their surroundings and can inadvertently place themselves in harm's way. DKS Barrier Gate Operators offer a Pedestrian Detection & Protection System that knows when it's safe to allow the Barrier Arm to come down — or not. Protect the integrity of the parking facility and prevent those inadvertent accidents from happening. After all, you have better things to do than deal with liability problems.



Reduce the risk of injury or death to a pedestrian by installing a non-contact sensor directly under the Arm.



When the photocell gets interrupted by a pedestrian, a lowering Arm will reverse and raise.

LIGHTED ARM

While lowered the illuminated Arm is lit with red LEDs sending a clear signal for drivers to stop. When raised the LEDs transition to green — easily alerting drivers when to pull forward. In dark or complicated parking facilities, this feature saves drivers from missing exit points, prevents damage to the Arm and vehicles, and keeps traffic flowing throughout the facility.



BREAKAWAY ARM

YOU DON'T HAVE TO STOP JUST BECAUSE THEY DON'T
The perfect solution to reduce maintenance costs, DoorKing's Breakaway Arm option prevents costly Arm replacements. The Arm is designed with an intentional "break" hinge which allows the Arm to snap into two pieces at the break point in the event of a barrier breach — instead of permanently breaking a solid Arm. The System is easily reset by simply snapping the end of the Arm back into place.

1601 BARRIER GATE OPERATOR

HIGH USAGE SINGLE LANE TRAFFIC CONTROL

The Model 1601 is for high usage single-lane vehicular traffic control. Typical applications include commercial and industrial facilities, gated communities and apartment complexes. A quick 2.5 second rotation opening time along with rugged construction and multiple optional features make this 1601 a versatile answer to many traffic control problems.

These Operators are designed so that they can be mounted on either the left or right hand side of the roadway. A battery-powered Convenience Open option is available, which provides a method to open the gate if AC power is lost.



- ARM OPTIONS**
- Aluminum Octagonal Arm Lighted (Optional)
 - Aluminum Round Arm
 - Rectangular Wood Arm
 - Square Plastic Arm

up to 16 ft (4.87m)

Standard Traffic Lane
 Maximum Barrier Arm Length 16 ft (4.87 m)*
 1/2 or 1 HP - 115/230/460/575 VAC

*Requires 1 HP Operator & Arm Extension Kit

MODEL 1601
 Barrier Gate
 Optional Gunmetal Gray Finish &
 Octagonal Lighted Signal Arm

MODEL 1601
 Barrier Gate

Model ¹	Mount Options	Class of Operation ²	Voltage ³	HP	Convenience Outlets	Cycles / Day	Loop Ports ⁴	Arm Type	Maximum Length	Fold Option ⁵	Breakaway Option ⁶	Lighted ⁷
1601	Left or Right	II, III, IV	115 208 230 460 575 VAC	1/2 or 1	2	Continuous	2	Aluminum Octagonal	16 ft (4.87 m)*	Yes	Yes	Optional
								Wood	14 ft (4.27 m)	Yes	No	No
								Aluminum Round	14 ft (4.27 m)	Yes	Yes	No
								Plastic	12 ft (3.66 m)	Yes	No	No

1. 1601 is available with white housing (1601-08x) or gray housing (1601-18x). Gray housing includes stainless steel door.
 2. II = Commercial; III = Limited Access; IV = Restricted Access.
 3. High Voltage Kit (P/N 2600-266) required for 208 Volt and higher.
 4. Plug-in loop detector ports; up loop and down loop. DoorKing plug-in Loop Detectors only.
 5. Maximum arm length using the fold option is 12 ft (3.66 m).
 6. Breakaway option is not available with 1601-091 and 1601-181 Operators.
 7. Aluminum Octagonal Arm uses Red/Green LED lighting with built-in reverse edge.



Breakaway Arms



DKS Pedestrian Protection System



Octagonal Lighted Signal Arm



Battery-powered Convenience Open option available, which provides a method to open the gate if AC power is lost.

KEY FEATURES:

- Magnetic limit control.
- Up input memory buffer.
- Down memory option.
- Multiple up commands.
- Two convenience outlets.
- Gate Tracker reporting output.
- Programming switches.
- Built-in power on/off switch.
- Left or right hand mount.
- Fan/Heater Kits.
- 40:1 gear-box running in a continuous oil bath.
- 360° gear box rotation.
- Barrier Arms up to 16 ft (4.87 m) available.
- Aluminum Arms available with Lighted and Breakaway options.
- Aluminum Barrier Arms available in easy-to-ship 2-piece 7 ft (2.13 m) lengths.
- Wood and Plastic Arms are also available.



DKS Pedestrian Protection System

It's aware — even when they're not.



Left or Right Hand Mount

Operators are designed so they can be mounted on either the left or right hand side of the roadway.



Octagonal Lighted Signal Arm

Light the way for customers to exit easily and safely with signals and sensors.



Perimeter Access Management System

Automatic sequencing inputs for use with Slide and Swing Gate Operators.



Folding Arm Kits

For low ceiling applications.



Breakaway Arm Option

Reduces maintenance costs (Aluminum only).



Apartment & College Residence Halls



Apartment Complex & Gated Communities



Commercial & Industrial



Self Storage



Traffic Control




Mixed Use Buildings

1602 BARRIER GATE OPERATOR

TRAFFIC CONTROL BARRIER OPTIONS THAT FIT ANY APPLICATION

The Model 1602 is for limited-use applications such as industrial sites and loading dock areas, designed to control wide traffic lanes. The heavy-duty Harmonic Arm Linkage assures smooth and accurate Arm travel of 90° in approximately 5.5 seconds.

These Operators are designed so they can be mounted on either the left or right hand side of the roadway. Battery-powered Convenience Open option available, which provides a method to open the gate if AC power is lost.



MODEL 1602
Barrier Gate
Aluminum Round Arm

Counterbalance
Weights

MODEL 1602
Barrier Gate
Octagonal Arm

Wide Traffic Lanes
Maximum Barrier Arm Length 27 ft (8.2 m)
1 HP - 115/230/460/575 VAC

Model	Mount Options	Class of Operation ¹	Voltage ²	HP	Convenience Outlets	Cycles / Day	Loop Ports ³	Arm Type	Maximum Length	Fold Option	Breakaway Option	Lighting Option ⁴
1602	Left or Right	II, III, IV	115 208 230 460 575 VAC	1	2	Continuous	2	Aluminum	20 ft (6.09 m)	No	No	Yes
								(Octagonal or Round)	24 ft (7.31 m)	No	No	Yes
									27 ft (8.23 m)	No	No	Yes
								Wood	20 ft (6.09 m)	No	No	No


1. II = Commercial; III = Limited Access; IV = Restricted Access.
2. High voltage kit (P/N 2600-266) required for 208 Volt and higher.

3. Plug-in loop detector ports; up loop and down loop. DoorKing plug-in loop detectors only.

4. LED lighted option available on the Octagonal arms only.



DKS Pedestrian Protection System



Octagonal Lighted Signal Arm



The 1602 covers massive lanes up to 27 ft.

KEY FEATURES:

- Magnetic limit control.
- Ports for plug-in open and reverse Loop Detectors (DKS Loop Detectors only).
- Automatic sequencing inputs for use with Slide and Swing Gate Operators.
- Up input memory buffer.
- Down memory option.
- Multiple up commands.
- Two convenience outlets.
- Gate Tracker reporting output.
- Programming switches.
- DC-powered convenience open option.
- 3-piece wishbone style Aluminum Arms available in 20, 24, and 27 ft (6.1, 7.3, 8.2 m) lengths.
- Aluminum Octagonal Arms available with LED option.
- Wood 3-piece wishbone style Arm available in 20 ft (6.1 m) length.



DKS Pedestrian Protection System

It's aware — even when they're not.



Fan and Heater Kits

Several options for extreme weather conditions.



Octagonal Lighted Signal Arm

Light the way for customers to exit easily and safely with signals and sensors.

Left or Right Hand Mount

Operators are designed so they can be mounted on either the left or right hand side of the roadway.



Perimeter Access Management System

Automatic sequencing inputs for use with Slide and Swing Gate Operators.



Wishbone Style Joint and Cable Tensioners

Allows Arms up to 27 ft (8.2 m) in length.



1603 BARRIER AUTO SPIKE SYSTEM

FOR A HIGHER DEGREE OF TRAFFIC CONTROL

The DKS 1603 Barrier Gate Operator Automated Spike System is designed as a modular system, allowing for easy flexibility in different applications and easy installation. The 1603 Operator is designed with many advanced features and mechanically links the Spikes to the Barrier Arm. Ideal for parking lots, rental car agencies, schools, car dealerships, government agencies, or in any application where a higher degree of traffic control is preferred.

A typical System will require the 1603 Operator, a Drive Extension, Tunnel Section(s) as needed, Spike Section(s) as needed, and an end cap. A Traffic Signal and/or Warning Sign is required with this System. Contact your professional DKS System Installer, or DoorKing directly, for more information on complete System requirements.



Model	Mount Options	Class of Operation ¹	Voltage ²	HP	Convenience Outlets	Cycles / Day	Loop Ports ³	Arm Type	Maximum Length	Fold Option	Breakaway Option	Lighted Option ⁵
1603	Left or Right	II, III, IV	115 208 230 460 575 VAC	1/2	2	Continuous	2	Aluminum Octagonal	14 ft ⁴ (4.27 m)	Yes	No	Yes
								Aluminum Round	14 ft (4.27 m)	Yes	No	No

1. II = Commercial; III = Limited Access; IV = Restricted Access.
2. High Voltage Kit (P/N 2600-266) required for 208 Volt and higher.
3. Plug-in loop detector ports; up loop and down loop. DoorKing plug-in Loop Detectors only.
4. Maximum Arm length using the fold option is 12 ft (3.66 m).
5. Aluminum Octagonal Arm uses Red/Green LED lighting with built-in reverse edge.



The above-ground Automated Spike System installs quickly and easily anywhere for flexible traffic control.

KEY FEATURES:

- Magnetic limit control.
- Ports for plug-in open and reverse Loop Detectors (DKS Loop Detectors only).
- Automatic sequencing inputs for use with Slide and Swing Gate Operators.
- Up input memory buffer.
- Down memory option.
- Multiple up commands.
- Two convenience outlets.
- Gate Tracker reporting output.
- A Traffic Signal and/or Warning Sign is required with this System.
- Programming switches.
- Built-in power on/off switch.
- 40:1 gear-box running in a continuous oil bath.
- Barrier Arms up to 14 ft (4.27 m) available, with low ceiling Folding Arm Kit options.
- Aluminum Arms available with Lighted option.
- Aluminum Barrier Arms available in easy-to-ship 2-piece 7 ft (2.13 m) lengths.

<p>DKS Pedestrian Protection System</p> <p>It's aware — even when they're not.</p>	<p>Warning Sign and Signal Light</p> <p>Sign warns drivers and Signal Light (red/green) is synchronized with the Barrier Arm.</p>	<p>Surface Mount</p> <p>Spikes install easily without trenching and double as a speed bump.</p>
<p>Octagonal Lighted Signal Arm</p> <p>Light the way for customers to exit easily and safely with signals and sensors.</p>	<p>Folding Arm Kits</p> <p>For low ceiling applications.</p>	<p>Drive Extension Safety Design</p> <p>Flexible shaft drive keeps Spikes operable and eliminates down time from breakage.</p>




1175 OVERHEAD OPERATOR

INDUSTRIAL STRENGTH PARKING STRUCTURE LOW PROFILE

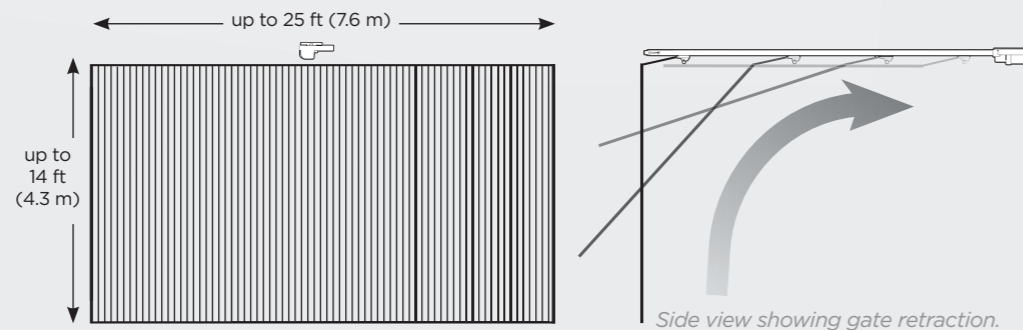
The DKS 1175 Overhead Gate Operator is designed for high traffic underground parking applications serving gated communities, apartment complexes, commercial buildings and industrial sites.

An optional cover is available for a sleek look. This Operator is not designed for residential applications and should never be used to operate overhead sectional garage doors.



MODEL 1175
Overhead Operator

Small Gates
up to 14 ft (4.27 m)
1/2 HP - 115 VAC



Model ¹	Mount Options ¹	Class of Operation ²	Voltage ²	HP	Convenience Outlets	Maximum Cycles / Day	Loop Ports ³	Adjustable Clutch ⁴	Maximum Gate Height	Overall Length
1175	Ceiling	II, III, IV	115 VAC	1/2	N/A	Continuous	2	No	8 ft (2.43 m)	12.25 ft (3.73 m)
									10 ft (3.05 m)	14.25 ft (4.34 m)
									12 ft (3.66 m)	16.25 ft (4.95 m)
									14 ft (4.27 m)	18.25 ft (5.56 m)

1. If the Operator is mounted less than 8 ft above the ground, the optional powerhead cover (1175-020) is required.
 2. II = Commercial; III = Limited Access; IV = Restricted Access.
 3. Plug-in loop detector ports; open and reverse. DoorKing plug-in Loop Detectors only.
 4. Operator is equipped with a Type A inherent detection system.



The solid steel frame and belt-driven gear box make this Operator one of the quietest in the market today. Shown with optional cover.

KEY FEATURES:

- Low profile — only 9.25 in (23.5 cm) design makes the 1175 ideal for low clearance in underground parking areas.
- Advanced microprocessor control board.
- Ports for plug-in open and reverse Loop Detectors (DKS Loop Detectors only).
- Selectable loop function (stop or reverse).
- Gate Tracker reporting output.
- Built-in power switch.
- External obstruction sensing devices must be used with these Operators.
- Direct driven limit nuts for precise gate control.
- Available with or without cover.

	<p>Shock Mounts</p> <p>Greatly reduces noise and vibration.</p>	<p>Low Profile</p> <p>For low-clearance underground parking.</p>	
	<p>Plug-in Loop Detectors</p> <p>Simplify wiring and make installation easy.</p>	<p>Direct Drive Limit Switches</p> <p>Easily adjustable, no need to reset after power outage.</p>	
	<p>Keyed Manual Release</p> <p>For heavy-duty trolley in case of power failure.</p>	<p>Polyethylene Cover</p> <p>Optional cover available for a sleek look.</p>	



TRAFFIC CONTROL ACCESSORIES



OCTAGONAL LIGHTED SIGNAL ARM

LIGHT THE WAY FOR CUSTOMERS TO EXIT EASILY AND SAFELY WITH SIGNALS AND SENSORS

The DKS Octagonal Lighted Signal Arm is the newest option to DoorKing's popular 1601 Barrier Gate Operator. While lowered the Aluminum Arm is lit with red LEDs sending a clear signal for drivers to stop. When raised the LEDs transition to green — easily alerting drivers when to pull forward.

- Night visibility at long distances.
- Reverse Edge Sensor.
- Two sizes for easy shipping.



BREAKAWAY ARM OPTION

YOU DON'T HAVE TO STOP JUST BECAUSE THEY DON'T

The perfect solution to reduce maintenance costs, DoorKing's Breakaway Hardware Kit for Model 1601 Barrier Gate Operators prevents costly Arm replacements by allowing the Arm to swing out of the way in the event that a vehicle fails to stop. The System is easily reset by simply snapping the Arm back into place. The Breakaway Kit is designed for Aluminum Arms only and can be set to break away from either direction.

- Once broken away, the Barrier Arm snaps easily back into place.
- Set break point from either side of the cabinet.



DKS PEDESTRIAN PROTECTION SYSTEM

BARRIER GATE SAFETY

In today's busy world people often forget to pay attention to their surroundings and can inadvertently place themselves in harm's way. DKS Barrier Operators (1601, 1602, and 1603) now offer the DKS Pedestrian Protection System, a vehicular/pedestrian detection system that knows when it's safe to allow the Barrier Arm to come down — or not. The System reverses the Barrier Arm if a person is detected, and lowers the Barrier Arm if an unauthorized vehicle enters, preventing accidents and injury.



REVERSE EDGE KIT


BARRIER GATE SAFETY

Includes 5, 6, 9 or 12 ft reverse edge and wire harness.

REVERSE EDGE KIT + RED/GREEN LEDs

BARRIER GATE SAFETY

Includes 5, 6, 9 or 12 ft reverse edge with red/green LEDs.



REVERSE EDGE BARRIER GATE SAFETY

- A variety of edge styles.
- Mounting channels included.
- 2-wire edges can be hardwired.

ARM OPTIONS



1601 BARRIER GATE

ARM STYLES

Straight Arm Style

For open areas with open vertical clearance. Arm Kits are available for the Aluminum Octagonal, Aluminum Round, Wood, and Plastic Arms.

Folding Arm Style

For low ceiling applications, Folding Arm Kits are available.

MOUNTING

Left or Right Hand Mount

Operators are designed so they can be mounted on either the left or right hand side of the roadway

Arm Lengths

- 16 ft — Octagonal Aluminum Arm
- 14 ft — Octagonal Aluminum Arm + Rev Edge + Red/Green LEDs
- 14 ft — Round Aluminum Arm
- 14 ft — Round Aluminum Arm Breakaway
- 14 ft — Rectangular Wood Arm
- 12 ft — Square Plastic Arm

Shipping

Two-Piece

14 ft (4.27 m) — Two-piece Aluminum Arm Ships in a 7 ft (2.13 m) long box to reduce shipping cost. Two-piece design does not accept Light Kit.

STYLE / MATERIAL



1602 BARRIER GATE

ARM STYLES

Wood Wishbone Arm — Rectangular

Aluminum Wishbone Arm

Arm Kits are available for the Aluminum Octagonal and Aluminum Round.

MOUNTING

Left or Right Hand Mount

Operators are designed so they can be mounted on either the left or right hand side of the roadway.

Arm Lengths

- 20 ft — Three-piece Wood
- 20 ft — Three-piece Aluminum
- 24 ft — Three-piece Aluminum
- 27 ft — Three-piece Aluminum
- 20 ft — Octagonal Aluminum Arm*
- 24 ft — Octagonal Aluminum Arm*
- 27 ft — Octagonal Aluminum Arm*
- *Rev Edge + Red/Green LEDs

Shipping

Three-Piece

Arm Kits: Three-piece 3" Round Aluminum Arm available in 20, 24 and 27 ft lengths to reduce shipping cost.



TRAFFIC CONTROL ACCESSORIES



1610 WARNING SIGNS & SIGNAL LIGHT

Warning Signs and Traffic Signals are used with Traffic Control Spikes and Auto-Spikes to inform drivers that a one-way lane condition exists and that proceeding in the wrong direction — or before the Spikes are fully retracted — will result in severe tire damage.

Warning Signs and/or Traffic Signals must always be used in any traffic control application utilizing Traffic Control Spikes.

KEY FEATURES:

Warning Signs

- Warning Sign includes light sensor for automatic operation.
- Energy efficient LED bulbs (2 T8 LED bulbs, 20 watt, 700 lumens).
- Built-in LED flood lamp for Spike illumination (9 watt, 655 lumens).
- Mounts on 3" (76.2 mm) post.
- Keyed on/off override switch.

Signal Light

- Red/Green Traffic Signal can be synchronized with most Vehicular Gate and Barrier Gate Operators.
- Large 8" (203.2 mm) red/green lenses.
- Energy efficient LED bulbs (10 watt, 1300 lumens).



1610 STAND ALONE TRAFFIC SPIKES

Traffic Control Spikes are ideal for controlling traffic direction and speed through a controlled entry location. Traffic Spikes prevent vehicles from proceeding through a traffic lane in the wrong direction by enforcing one-way traffic lanes. Speed bumps force drivers to slow down while driving through the controlled entry point. They are also ideal for keeping vehicular traffic at a safe speed while driving over Traffic Spikes. Warning Sign must be installed with all Traffic Spikes. *With advancements in automotive tire construction, and with the many different types, sizes and styles of tires, we cannot guarantee that traffic control spikes will penetrate all tires. For use with automotive and light pickup trucks only.*

KEY FEATURES:

Flush Mount

Spring-loaded or counterweight (non-spring) models available.

- Each Spike is independently spring-loaded or weighted.
- Available in 6 ft (1.82 m) sections.

Surface Mount

Modular System can accommodate any traffic lane width.

- Spikes are ganged 3 and 4 Spikes together.
- Lock down allows for temporary two-way traffic.
- Spikes are available in 3 ft (0.91 m) sections

Speed Bump

Solid composite material provides a long service life

Heater Kit


Ideal for Operators installed in cold weather environments. A built-in thermostat automatically cycles the heater on and off as required.

Fan Kit

Used with the 1600 Series Barrier Operators, this Fan Kit should always be used when the Operators are installed in hot/humid environments.




SURFACE MOUNT



FLUSH MOUNT



SPEED BUMPS



MODEL 1601-154
Heater with Fan



MODEL 1601-093
Fan Kit



TRAFFIC CONTROL ACCESSORIES


POWER SUPPLY

12 Volt DC auxiliary power supplies are available to power LED Lighted Arms and 12 Volt Traffic Signals.



LOOP DETECTORS


Plug-in Detectors (DKS only) and hardwired Detectors. Single and dual channel. Pre-fabricated loops available or form your own loops.



1000 POWER INVERTER & BACK UP

NO POWER? NO PROBLEM

The Model 1000 Power Inverter provides backup power for a single-gated Access Control System when primary AC power fails. Maintain a fully operational Access Control System during power outages and brown-outs. Ideal for residential and commercial applications with a single-gate System.



Model 1000 can run your Access Control System during power outages.



MODEL 1000

KEY FEATURES:

- Maintains power to all components of the Vehicular Gate System including the Gate Operator, Loop Detectors, Secondary Entrapment Prevention Devices, Telephone Entry System, Card Access System, RF Controls, etc.
- For use with 1/2 HP, or less, Gate Operators (not for use with DKS Actuators).
- Battery charger during normal operation.
- Converts 12 VDC power to 120 VAC output Voltage
- Cabinet contains room for two 35 Ah sealed lead acid (SLA) batteries.
- Continuous Power Output is 1000 Watts
- Pure Sine-Wave output can power two 1/2 HP gate operator systems or a single 1 HP system
- Low voltage alarm 10.2 - 10.8 VDC
- Uses two (2) Maintenance Free, Rechargeable, Non-spillable, Sealed Lead-Acid (SLA), 12-Volt, 35 AH.
- Low battery alarm.
- Two models to choose from: pure sine wave, or modified sine wave.

IMPORTANT! Use only with gate operators that utilize PSC motors. Do not use with operators that utilize motors with separate start and run windings.



Backup Power

For a single-gated Access Control System when primary AC power fails.



35 aH SKA Batteries

Room for two (2) 35 aH SLA batteries.

